

VARISCITE LTD

2.4GHz DIPOLE ANTENNA WITH U.FL ADAPTOR

Variscite PN: VAC-ANT_2_4

LSR PN: Dipole 001-0001, U.FL cable 080-0001



2.4 GHz – 2.5 GHz Dipole 2dBi Antenna for Reverse Polarity SMA



ORDERING INFORMATION

Order Number	Description
001-0001	2.4 GHz Dipole Antenna for Reverse Polarity SMA Connector.
080-0001	U.FL to Reverse Polarity SMA Cable, 105mm

Table 1 Orderable Part Numbers

SPECIFICATIONS

Specification	Value
Peak Gain	+2 dBi
Impedance	50 ohms, Nominal
Type	Dipole
Polarization	Linear Vertical
VSWR	$\leq 2.5 : 1$, Maximum
Frequency	2400-2500MHz
Weight	13g
Size	105x10 mm
Antenna Color	Black
Operating Temp	-20°C to +65°C

Table 2 Specifications

The information in this document is subject to change without notice.
Confirm the data is current by downloading the latest revision from www.lsr.com.

PHYSICAL DIMENSIONS (MM)

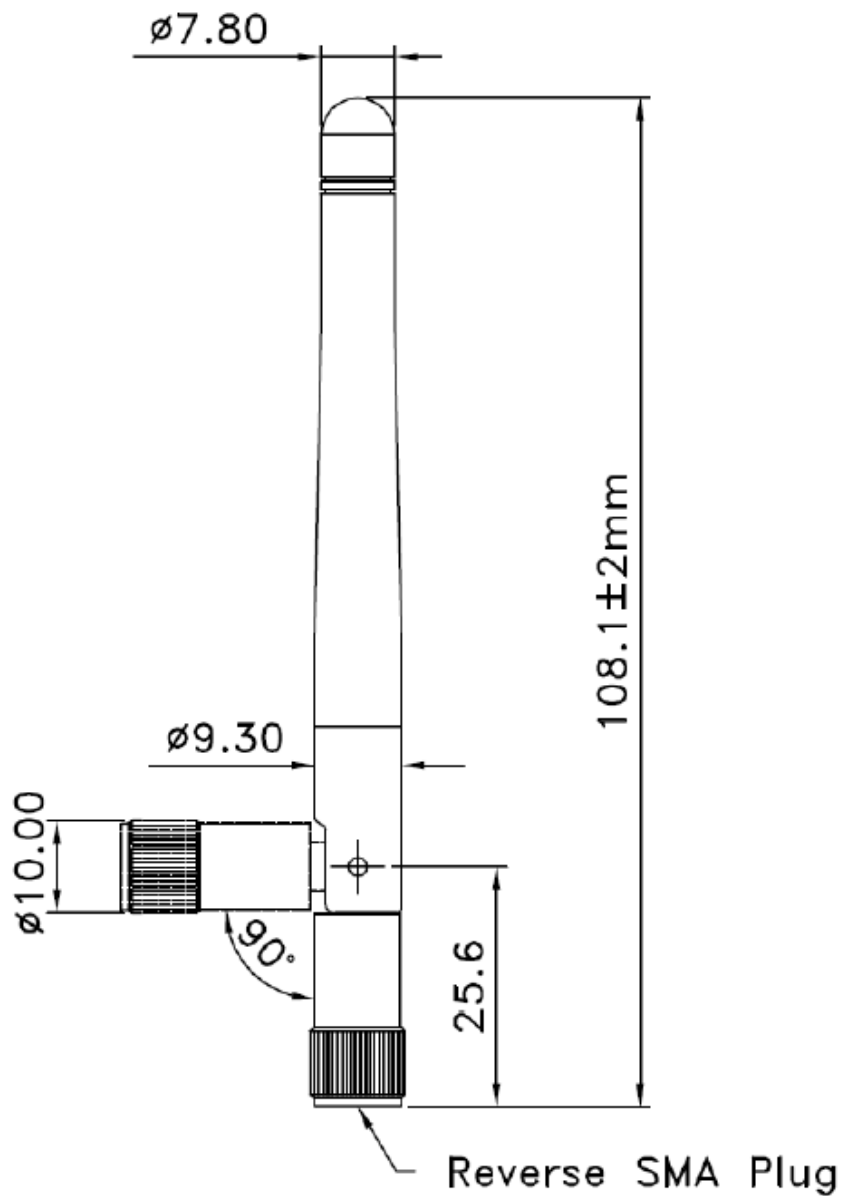


Figure 1 Physical Dimensions

The information in this document is subject to change without notice.
Confirm the data is current by downloading the latest revision from www.lsr.com.

TYPICAL ANTENNA REFLECTION PERFORMANCE

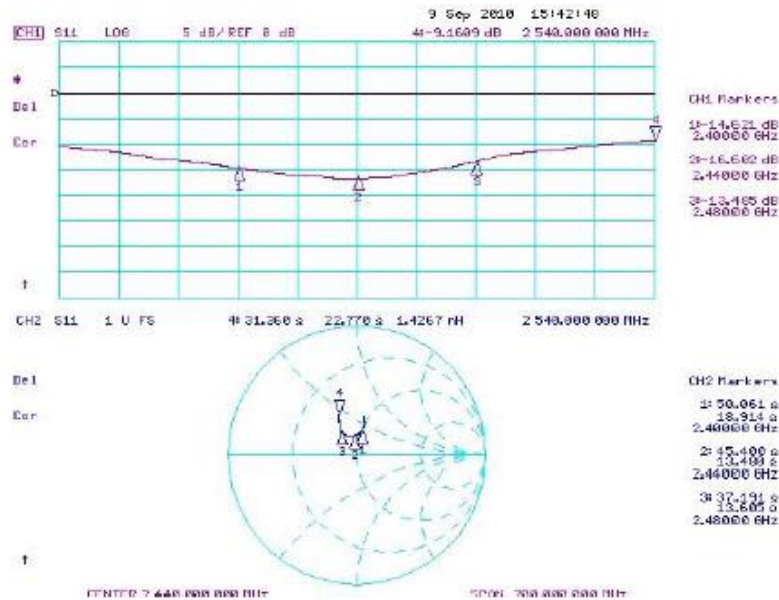


Figure 2 Reflection Parameters for Extended Configuration (S11)

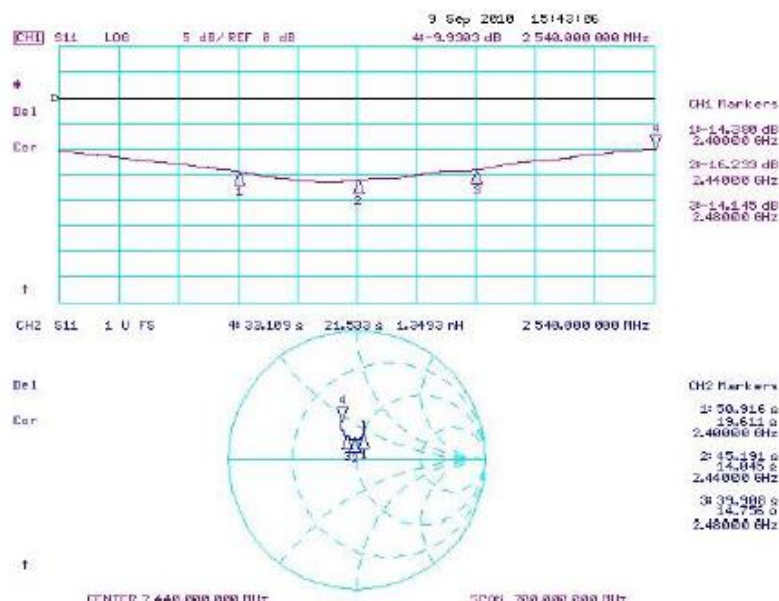
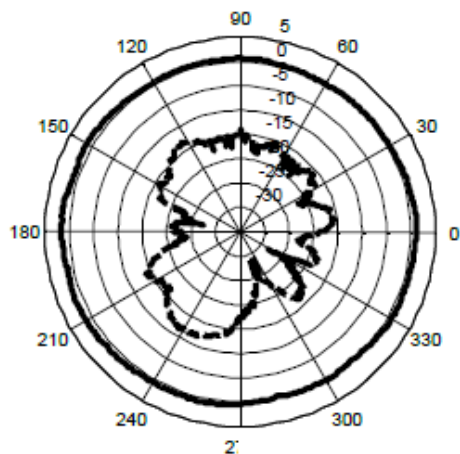


Figure 3 Reflection Parameters for Folded Configuration (S11)

The information in this document is subject to change without notice.
Confirm the data is current by downloading the latest revision from www.lsr.com.

TYPICAL ANTENNA RADIATION PERFORMANCE

LSR ANTENNA STRAIGHT 2405 MHz

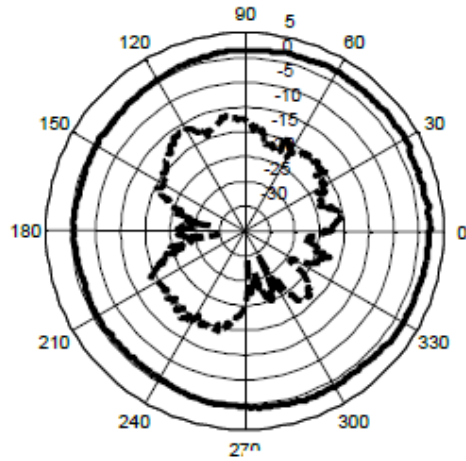


--- Vertical Polarization Gain (dBi)

— Horizontal Polarization Gain (dBi) min: -29.7 max: -11.2 avg: -17.7

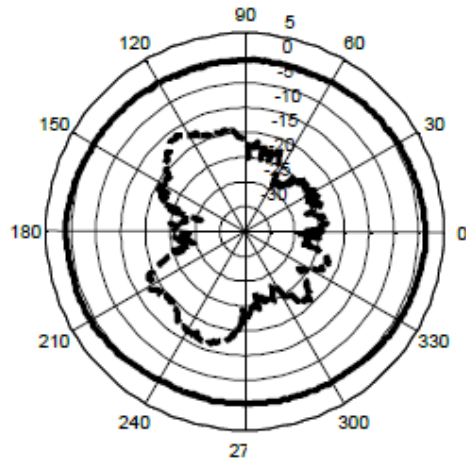
The information in this document is subject to change without notice.
Confirm the data is current by downloading the latest revision from www.lsr.com.

LSR ANTENNA STRAIGHT 2440 MHz



— Vertical Polarization Gain (dBi)
- - - Horizontal Polarization Gain (dBi) min: -29.8 max: -11.2 avg: -17.3

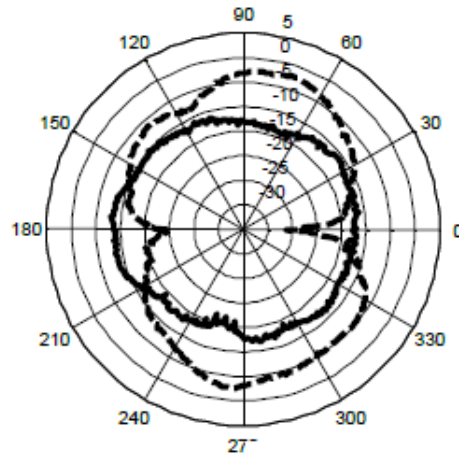
LSR ANTENNA STRAIGHT 2480 MHz



— Vertical Polarization Gain (dBi)
- - - Horizontal Polarization Gain (dBi) min: -28.0 max: -11.1 avg: -17.7

The information in this document is subject to change without notice.
Confirm the data is current by downloading the latest revision from www.lsr.com.

LSR ANTENNA BENT 2405 MHz

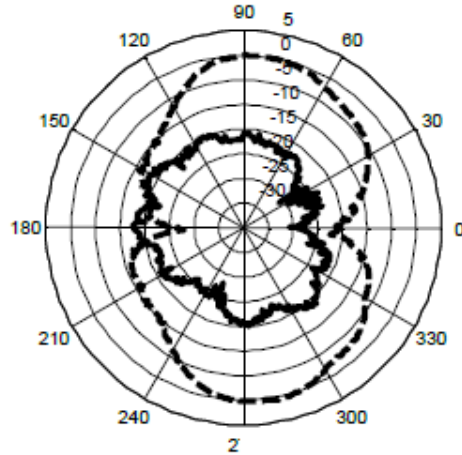


— Vertical Polarization Gain (dBi)

- - - Horizontal Polarization Gain (dBi) min: -26.2 max: -2.1 avg: -8.6

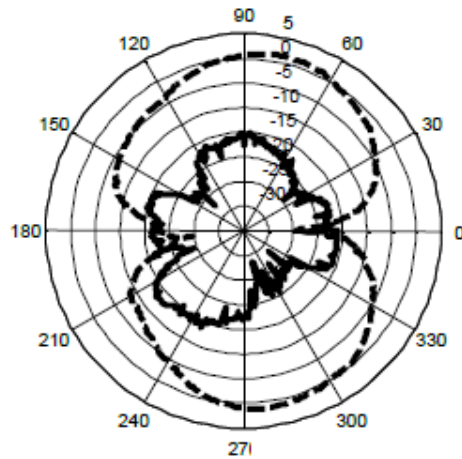
The information in this document is subject to change without notice.
Confirm the data is current by downloading the latest revision from www.lsr.com.

LSR ANTENNA BENT 2440 MHz



___ Vertical Polarization Gain (dBi)
--- Horizontal Polarization Gain (dBi) min: -22.8 max: +0.6 avg: -7.1

LSR ANTENNA BENT 2480 MHz



___ Vertical Polarization Gain (dBi)
--- Horizontal Polarization Gain (dBi) min: -24.7 max: +1.4 avg: -5.7

The information in this document is subject to change without notice.
Confirm the data is current by downloading the latest revision from www.lsr.com.

CONTACTING LS RESEARCH

Headquarters	LS Research, LLC W66 N220 Commerce Court Cedarburg, WI 53012-2636 USA Tel: 1(262) 375-4400 Fax: 1(262) 375-4248
Website	www.lsr.com
Technical Support	forum.lsr.com
Sales Contact	sales@lsr.com

The information in this document is provided in connection with LS Research (hereafter referred to as "LSR") products. No license, express or implied, by estoppel or otherwise, to any intellectual property right is granted by this document or in connection with the sale of LSR products. EXCEPT AS SET FORTH IN LSR'S TERMS AND CONDITIONS OF SALE LOCATED ON LSR'S WEB SITE, LSR ASSUMES NO LIABILITY WHATSOEVER AND DISCLAIMS ANY EXPRESS, IMPLIED OR STATUTORY WARRANTY RELATING TO ITS PRODUCTS INCLUDING, BUT NOT LIMITED TO, THE IMPLIED WARRANTY OF MERCHANTABILITY, FITNESS FOR A PARTICULAR PURPOSE, OR NON-INFRINGEMENT. IN NO EVENT SHALL LSR BE LIABLE FOR ANY DIRECT, INDIRECT, CONSEQUENTIAL, PUNITIVE, SPECIAL OR INCIDENTAL DAMAGES (INCLUDING, WITHOUT LIMITATION, DAMAGES FOR LOSS OF PROFITS, BUSINESS INTERRUPTION, OR LOSS OF INFORMATION) ARISING OUT OF THE USE OR INABILITY TO USE THIS DOCUMENT, EVEN IF LSR HAS BEEN ADVISED OF THE POSSIBILITY OF SUCH DAMAGES. LSR makes no representations or warranties with respect to the accuracy or completeness of the contents of this document and reserves the right to make changes to specifications and product descriptions at any time without notice. LSR does not make any commitment to update the information contained herein. Unless specifically provided otherwise, LSR products are not suitable for, and shall not be used in, automotive applications. LSR's products are not intended, authorized, or warranted for use as components in applications intended to support or sustain life.

The information in this document is subject to change without notice.
Confirm the data is current by downloading the latest revision from www.lsr.com.

Cable Assembly – U.FL to Reverse Polarity SMA Bulkhead Female



ORDERING INFORMATION

Order Number	Description
080-0001	Cable Assembly: 105mm in Length with Reverse Polarity SMA Female Bulkhead and U.FL Connector using 1.13mm Diameter Cable.

Table 1 Orderable Part Numbers

SPECIFICATIONS

Specification	Value
Frequency Range	DC to 6GHz
Impedance	50 ohms
Operating Temp	-40° to +85° C
Rated Voltage	AC 60V
Contact Resistance	20m ohm max – signal and ground
Withstand Voltage	AC 200V
Insulation Resistance	500M ohm minimum/DC 100V
VSWR	< 1.2:1 @ 900MHz
	< 1.4:1 @ 2400MHz
	< 2.0:1 @ 4900MHz
	< 2.0:1 @ 5900MHz
IL	< 0.4dB @ 900MHz
	< 0.7dB @ 2400MHz
	< 1.5dB @ 4900MHz
	< 2.0dB @ 5900MHz
Bend Radius	6.8mm minimum

Table 2 Specifications

The information in this document is subject to change without notice.

PHYSICAL DIMENSIONS (MM)

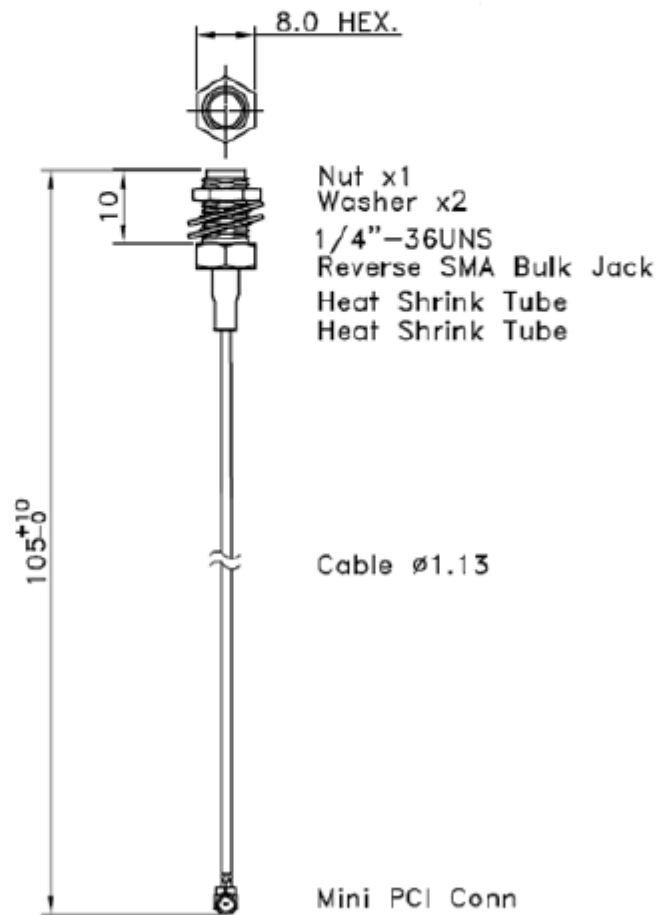
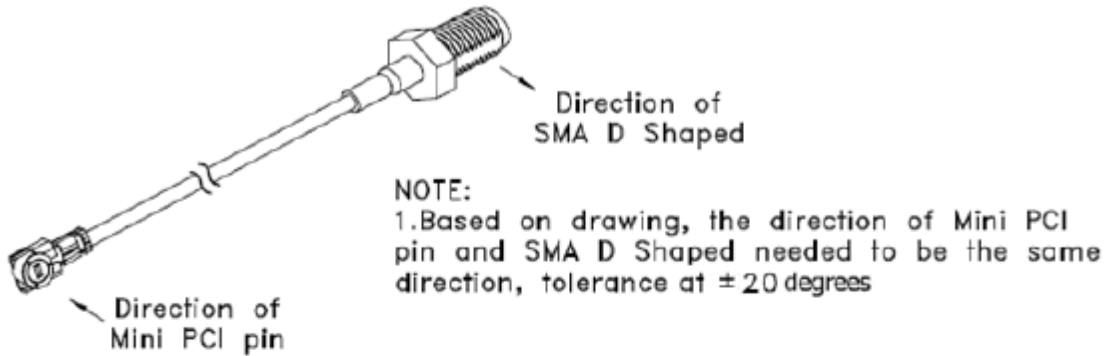


Figure 1 Physical Dimensions

The information in this document is subject to change without notice.

PANEL CUTOUT

RECOMMENDED PANEL CUTOUT

3.80 [.150] MAX. PANEL THICKNESS

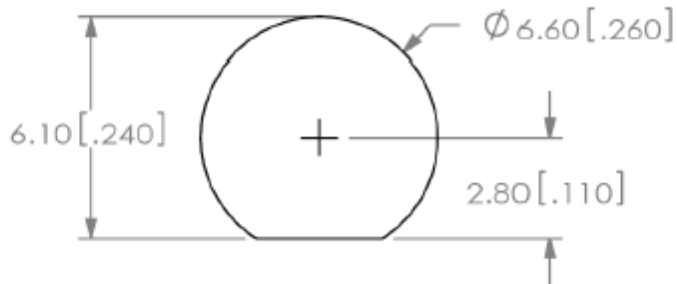


Figure 2 Recommend Cutout

CONTACTING LS RESEARCH

Headquarters	LS Research, LLC W66 N220 Commerce Court Cedarburg, WI 53012-2636 USA Tel: (262) 375-4400 Fax: (262) 375-4248
Website	www.lsr.com
Wiki	wiki.lsr.com
Technical Support	forum.lsr.com
Sales Contact	sales@lsr.com

The information in this document is provided in connection with LS Research (hereafter referred to as "LSR") products. No license, express or implied, by estoppel or otherwise, to any intellectual property right is granted by this document or in connection with the sale of LSR products. EXCEPT AS SET FORTH IN LSR'S TERMS AND CONDITIONS OF SALE LOCATED ON LSR'S WEB SITE, LSR ASSUMES NO LIABILITY WHATSOEVER AND DISCLAIMS ANY EXPRESS, IMPLIED OR STATUTORY WARRANTY RELATING TO ITS PRODUCTS INCLUDING, BUT NOT LIMITED TO, THE IMPLIED WARRANTY OF MERCHANTABILITY, FITNESS FOR A PARTICULAR PURPOSE, OR NON-INFRINGEMENT. IN NO EVENT SHALL LSR BE LIABLE FOR ANY DIRECT, INDIRECT, CONSEQUENTIAL, PUNITIVE, SPECIAL OR INCIDENTAL DAMAGES (INCLUDING, WITHOUT LIMITATION, DAMAGES FOR LOSS OF PROFITS, BUSINESS INTERRUPTION, OR LOSS OF INFORMATION) ARISING OUT OF THE USE OR INABILITY TO USE THIS DOCUMENT, EVEN IF LSR HAS BEEN ADVISED OF THE POSSIBILITY OF SUCH DAMAGES. LSR makes no representations or warranties with respect to the accuracy or completeness of the contents of this document and reserves the right to make changes to specifications and product descriptions at any time without notice. LSR does not make any commitment to update the information contained herein. Unless specifically provided otherwise, LSR products are not suitable for, and shall not be used in, automotive applications. LSR's products are not intended, authorized, or warranted for use as components in applications intended to support or sustain life.

The information in this document is subject to change without notice.